



COOPERS LANE PRIMARY SCHOOL WEEKLY NEWSLETTER

Week Ending 2nd February 2024

www.cooperslane.lewisham.sch.uk

Twitter: @CoopersLaneSch Insta: cooperslaneprimary



JOY



The word JOY came to mind this week as the title for the newsletter, because we were dazzled with three wonderful class assemblies in one week! On Tuesday, Angel class wowed us with their performance. They taught us about the Plague and some of the children shared their stunning writing on this topic. It was a brilliant assembly! Then on Wednesday it was Green Park's turn and they put on an amazing performance. Unfortunately I couldn't be at the assembly, but I have heard wonderful things about it.

The school adults and parents were bursting with pride after watching the children perform so confidently and with such joy. Well done Green Park! Finally, on Thursday Canary Wharf took us on an exciting journey through the Year 3 TV channel. The performance was incredible and taught us so much about a whole host of topics including Ancient Greece. I particularly liked the 'Zones of Regulation' masked dancer; such a creative way to teach us about the Zones. Well done to all of the children who performed this week and thank you for spreading such JOY.

JOY

Have a lovely weekend.



INTERNET SAFETY DAY

LGfL DigiSafe
keeping children safe

SIX TOP TIPS
For Parents To Keep Your Children Safe Online

Children and young people are bound to spend lots more time on devices since Covid. DON'T FEEL BAD – lots will be schoolwork or healthy ways of catching up with friends or having fun. There are many ways to keep them safe, healthy and happy.

Don't worry about screen time; aim for screen quality

Scrolling through social media isn't the same as making a film or story, or Skyping Grandma. Use the Children's Commissioner's 'Digital Five A Day' to plan or review each day together.



Check the safety settings are turned on

Whether it's your home internet, mobile devices, consoles, apps or games, there are lots of settings to make them safer. The key ones are - can they chat to strangers, can they video chat or 'go live', are their posts public? Internet Matters has hundreds of guides to parental controls.



Get your children to show you their apps and games

You don't need to know all about the latest app or game, but if your child shows you what they are doing and with whom, you'll probably see if it's appropriate or not. Remember 18 games are not more advanced – they are harmful to children! For parent guides to apps, including recommendations for kidsafe apps and video platforms, search for Common Sense Media or NSPCC's NetAware. And why not download the BBC Own It app?



Don't try to hide news about scary things in the news

If you don't talk about it, your children might read inappropriate pages, believe scare stories or simply catastrophise in their heads. Why not watch Newsround together and talk about how they feel – there is guidance from Childline to help you.



Remind them of key online safety principles

There are too many to list, but remember human behaviour is the same online and offline. Remind your children to be a good friend, to ask for help if they are worried or if someone is mean, not to get undressed on camera and most important of all... if somebody tells them not to tell or ask for help because it's too late or they will get in trouble, THAT'S A LIE!

If you aren't sure, ASK!

Your school may be able to give you advice, but there are plenty of other places to ask for help as a parent or a child, whether it is advice or help to fix something. Lots of sites are listed at reporting.lgfl.net, including ones to tell your kids about (they might not want to talk to you in the first instance).



Follow the links above, visit parentsafe.lgfl.net for much more or follow us @LGfLDigiSafe on Twitter or Facebook



It's Internet Safety Day next week, so we will be thinking more deeply about this topic across the school. Our digital leaders led a brilliant assembly for KS2 on Monday and they will be doing the same for KS1 next Monday. They shared information about how technology is changing and what this means for us in terms of staying safe. Internet Safety Day is a really good opportunity to talk about this important topic at home too. You can find some really great factual information about staying safe online by visiting our [school website online safety page](#).

Coopers Lane PTA invites all parents, carers & staff to our 2024/25

ANNUAL GENERAL MEETING

Weds 21 Feb @ 7.45pm

Grove Park Community Library

Join us to re-elect the 2024/25 committee, find out about our exciting plans for the Peace Garden and to meet other members of our community!

Drinks & snacks will be served



NURSERY

This week in Nursery we have been reading Dear Zoo. The children have been painting, colouring and drawing all the animals from the book. Look at Aleyna's wonderful Lion. She drew and coloured this all by herself. On



Wednesday we had a very special visitor from the big school, Danielle the dance teacher. The children were very happy dancing and moving to the music with her.



RECEPTION

This week, we had a very special visitor in Reception! Ollie the firefighter (one of our Reception parents,) came in to talk to the children about his important role and fire safety. The children were so excited for his visit and recalled lots of facts in our carpet session.

We then spent the week exploring the job of a firefighter and learning about the different parts of their uniform. The children then made their own fire safety posters. Don't they look great? A very special thank you to Ollie!



YEAR 1

In Year One this week we have been learning about Materials. We had lots of fun with our 'feely box'. We had to use our sense of touch to feel the object and describe its properties. We used adjectives such as rough, smooth, bumpy, cold, wooden to describe the mystery objects. We had so much fun! We also went on an object hunt. We had to search the classroom and outdoors to find objects to match certain properties.




YEAR 2

In Year 2, we've watched the elephant graveyard scene from the Lion King and thought about whether Simba and Nala should have entered it or not. We used freeze frame to act out different sections of the scene, reflecting on which zone each character was in and what emotions they would have felt. In maths, we've started learning about multiplication and understanding that it is always equal groups of amounts. In art, we've created an African animal print using paint and a repeating pattern.




YEAR 3

This week Year 3 have been very busy learning and performing. Canary Wharf had their class assembly on Thursday where they presented to their grown ups everything they have learnt in Year 3. The rest of Year 3 have been busy making their own manifestos for their own political parties as part of our Ancient Greek topic.





YEAR 4

In PSHE this week, Year 4 were investigating the different types of barriers we might face when it comes to accessing our rights. We thought about how, in certain situations, it might not always be easy or straightforward for people to have their needs and rights satisfied. We used the game of snakes and ladders to represent that no matter how far you might have come, people can still get knocked down due to unpreventable circumstances. We thought about how to overcome these barriers to best protect our own rights.



YEAR 5

This week in Year 5 we have been learning more about fractions. We started the week learning how to multiply fractions and mixed number fractions and then we moved onto finding fractions of a given amount. We used concrete resources including counters and cubes to help us find both unit and non-unit fractions of an amount.



YEAR 6

This week Year 6 became palaeontologists in Science! We spent some time learning about how fossils are created and what we can learn from them. We were then each given a cookie and asked to excavate the chocolate chips as if they were fossils, which was harder than it sounds. We finished our lesson by using clay to create moulds of plastic bugs, which we then filled with Plaster of Paris. Once they were dry, we carefully separated the clay from the remaining 'fossil' and we were very pleased with the results!

