



COOPERS LANE PRIMARY SCHOOL

WEEKLY NEWSLETTER

Week Ending 22nd September 2023
www.cooperslane.lewisham.sch.uk
Twitter: @CoopersLaneSch



NEWS FLASH!



It's been a bit of a wet and windy week, but that hasn't stopped us from having an amazing time at Coopers Lane. This week was the first full time week for our new children in Reception and they've been amazing! It's wonderful to see them settled in so quickly.

The weather is often a bit changeable at this time of year, so my advice is to be prepared for wet weather and send your child in with a waterproof coat every day. As the saying goes, 'there's no such thing as bad weather, just bad clothing.'

The Coopers Lane Bike Bus has been in the news this week, which is very exciting. If you're new to Coopers Lane you might not know about our amazing bike bus, which is run by some of our lovely parents. Each week a large group of families meet up on a Friday morning to socialise before school and then cycle safely together into school. It really is a wonderful way to start the day and everyone is welcome to join in. You can read all about it in this brilliant [report by the BBC](#)
Have a lovely weekend.



DONATIONS WANTED

The PTA are looking for preloved costumes for our 'We Scare Hunger' sale. Please drop any donations off in the school office between 20 Sept - 6 Oct only. All items must be clean & in good condition.



COOPERS LANE PTA INVITE
ALL PARENTS, CARERS &
TEACHERS TO OUR

WELCOME MEETING

DATE:
Weds 4th Oct

TIME:
7.45pm - 9pm

VENUE:
School Gym
(just inside main green gates)

Drinks, pizza & snacks !

JOIN US TO HEAR ALL
ABOUT OUR PLANS FOR
THIS YEAR, MEET THE
COMMITTEE & SHARE YOUR
FUNDRAISING IDEAS

ONLINE SAFETY

This week, our safety tip is all about 'fake news'. We want our children to understand that not everything they see online is accurate information. Talk to them about 'fake news' and 'clickbait' (texts or links that are designed to attract attention and deceive users into reading or viewing online content that may be misleading).

Here are some ways to spot 'fake news' as well as a useful video link to help educate your children on the issue.

Fake News Video



Mr Sparkes
Computing Lead

HOW TO SPOT FAKE NEWS

The news you see online or on social media isn't always going to be accurate. And it can be hard to tell what's real and what's fake.

Some websites will report fake news or things that aren't completely true. They might do it because they want to scare you or make you do something. Or because they make money from people going to their site.

Fake news can look real, but there are ways to help you spot it.

- **Check the source**

Check the name of the website and its web address to see if it looks real. Some sites will try to look like other websites so you think they're genuine.

- **Look for evidence**

Find out whether it's being reported on other sites that you know and trust. If it's only being reported on websites you've never heard of then it might not be true.

- **Don't decide straight away**

Sometimes headlines or stories are designed to scare or interest you. Read what's in the article carefully, ask yourself whether it seems true and why they're saying it.

- **Ask someone you trust**

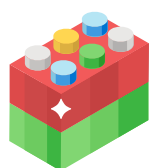
Try asking an adult you trust to see what they think. If you're worried about something you've seen online, you can always talk to a Childline counsellor.

SEND SURVEY: YOUR VOICE MATTERS

If you have a child with special educational needs and disabilities, Lewisham Council wants to hear your thoughts. The council are committed to improving services for children and young people with Special Educational Needs and Disabilities (SEND). They will be submitting an application for a grant to improve the SEND system in December and want to put children and young people at the heart of this plan. Your views as a parent or carer are really important to make sure they're focusing on the right areas: SEND SURVEY


NURSERY

This week we have had more new lovely children in our Nursery. The construction area has proven very popular. The children have had a great time building with the Duplo to make towers. Jenson then went on to measure his tower on the measuring board. He said "It's as tall as a Leopard". Jonah said "I've made a tower with windows". The children love cutting and sticking and made some wonderful creations to take home.



RECEPTION

It has been a wonderful week in Reception! We have been talking about the special people we call our family and drawing pictures of them. We have been also busy making new friends and participating in lots of small world role play!




YEAR 1

Year 1 have had a wonderful week! We have been busy learning the names of our oceans and continents. There is a very catchy song that we have learnt to help us learn them—ask your child if they can sing it to you! In Drawing club this week, we read 'Dinosaur Department store', we were then challenged to create our own Dinosaur department store in provision, in our block area.

We learnt that some dinosaurs are carnivores, herbivores and omnivores and have really loved using different materials to create our own dinosaurs, too.

We ended the week with our first stay and read session with our parents this morning, and it was a huge success! The next one will be in two weeks' time.






YEAR 2

Year 2 have all been superheroes this week and we've written about a rescue mission to save our poor class penguin, who has been captured by a wicked villain! We have thought about all the different superpowers we can have including fire power, ice power and invisibility! In geography, we've continued learning about maps and identifying the continents and oceans. In PE we have been practising balances using different parts of our bodies.

YEAR 3

This week, we immersed ourselves in a cave setting to understand what it feels like to be Dave, who lives in a cave.

We visited the forest school area and saw a fire, cave paintings and lots more cave items. We then got underneath the tables in the classroom and pretended this was our own cave, where we completed cave paintings.



In Year 4 this week, we have been reading the book 'Every Every Child a Song' which is all about the rights of children. We have learnt all about the different rights that we are entitled to and we have celebrated the things which make us different! We designed our own birds, which are a symbol of freedom, with words that describe us.

YEAR 4



This week Year 5 have conducted exciting experiments in science. As part of our 'Properties and Changes of Materials' topic we have been investigating different materials and their uses. We started this week's lesson with a football, basketball, tennis ball, volleyball and sponge ball and tested out which of them was the bounciest. Then, we had a range of materials including tin foil, bubble wrap, paper and tissue and wanted to find out which was the best material for absorbing water.

YEAR 5



Year 6 had a wonderful WW2 launch day this week! We made name tags to wear while we were being evacuated, then we did some role play to help us to imagine what it was like leaving our families and being chosen by new people to stay with. We also completed the 'Great Air Raid Shelter Challenge' in which we worked in teams to design air raid shelters which would protect an egg; we had great fun testing them! Finally we made 'no bake chocolate cake' using ingredients that were rationed during the war

YEAR 6

