



## NURSERY



The Winter theme for Nursery has been perfect this week with all of the chilly weather. Maisie and Timothy have been busy cutting out snowflakes and mark-making.


Meanwhile, new starter Alanya made her very own penguin at home! Wow!



**Don't Forget!**  
Nursery have a drop in session on Zoom from **1:30-2pm every day** for parents and children and it would be lovely to see as many children as possible saying "Hi!"  
It's a wonderful opportunity for them to see each other! 😊

## RECEPTION


The children in school have loved making a home for our penguins and even decided to design a boat outside to sail the seas!



Reception children have been sending in some amazing photos of their learning at home over the last two weeks. Here is Fern, building her den for the penguins. They look very cosy indeed!





## YEAR 1



Year 1 pupils have been designing Healthy Eating posters. You can see how proud Rio is of his fabulous poster! The children have also been creating fireworks pictures – here are some from in school and at home. Well done to Megan for her wonderful handwriting and phonics too!



## YEAR 2

We watched videos of some of the amazing jobs people have, including nurses, archaeologists and potters! We then created a poster of something we would like to be when we are grown up.





## YEAR 3

We are so incredibly proud of Year 3 and their attitude towards their learning. A big well done from all of us! Lily designed a fantastic reflective bag in science and Evan's English work shows how well he's understood the characters in Traction Man. In school, the children (and adults!) enjoyed dancing in PE.




## YEAR 4




Year 4 started their new topic 'The Romans'. We did some research and created fact files about Ancient Rome. Here are some fabulous examples of work from Phoebe, Katherine and Emir. We are really excited to learn more!



## YEAR 5



Year 5 have been learning all about the movement of the planets around the Sun and found out how long their orbits are. Then, the children had great fun in school and at home making their own models of the solar planets.



Here is Mateo's amazing artwork, which he did at home. He used pastels for the backgrounds.

## YEAR 6

In Year 6, we had fun making sock penguins - look how cute they are! For English, we are studying the extreme conditions in Antarctica and writing survival guides. These resilient birds live and survive on this continent so we thought we'd make our own!

Year 6 teachers are also very proud of the effort that the children working at home have put into their learning so far. They have worked hard to complete a wide range of activities, including writing postcards from sacred Buddhist locations around the world and recreating famous landmarks from materials they have at home in Geography. See next page for more photos.





Dear Miss Potter,  
Hearty salutations! I hope you are having a good time wherever you are in the world. I'm all the way at Lumbini and right now I'm admiring the beautiful Ashoka Pillars. They have animals on them, a horse [the pillar pointing west], an ox [east], an elephant [south], and a lion [north]. Oh and of course their bases are concrete lotus flowers. Lumbini is the birth place of Buddha and i can feel his peace looming in the air and it gives me a feeling like never before. I do hope you can come to this pleasure too someday and enjoy what a holy place this is.  
Yours sincerely, Lauren x

## Contact List for YOU

### TECH HELP

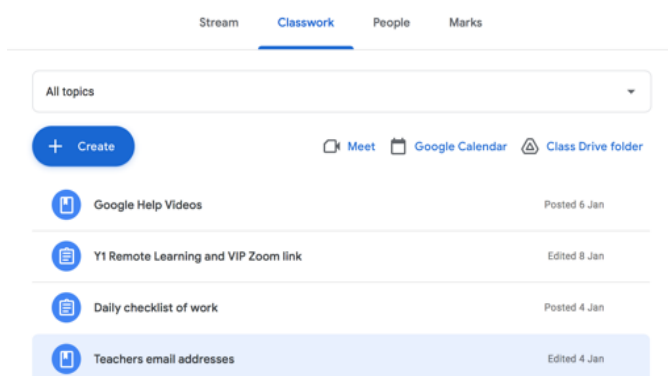
If you are having any issues with the Google Classroom service, please log a call via email to

[googlehelp@cooperslane.org](mailto:googlehelp@cooperslane.org)

Please include your child's year group, a brief description of your issue and a contact telephone number. Wherever possible we will contact you to help resolve your issue.

### LEARNING QUESTIONS

If you are having any difficulties with the learning, your teachers are available to answer questions and support where possible. You can contact them through their Google Classroom email addresses. These can be found under the Classwork tab in your child's Google Classroom. Please remember that staff will be receiving lots of emails and messages from home about learning so be patient with response times. They will get back to you.



### SHARING HOME LEARNING

If you would like to show off what you have been doing throughout the week in next week's newsletter, then please email any photos to your class teacher and/ or [tbonner@cooperslane.org](mailto:tbonner@cooperslane.org)

If you haven't already accessed our Remote Learning page on our school website, here is the link:

<https://www.cooperslane.lewisham.sch.uk/yeargroups/remote-learning/>

**Struggling to share laptops and devices while you are all working and learning from home?  
Is your data not strong enough to support remote learning?**

**We have helped lots of families by loaning out devices and providing access to data too, in order to support with remote learning. If you are having difficulties, please contact the School Office as we may be able to help you too:  
020 8857 7680  
[info@cooperslane.lewisham.sch.uk](mailto:info@cooperslane.lewisham.sch.uk)**



To all of our parents and carers, we think you are AMAZING! Some days, remote learning will be too difficult, and that's OK. We know how hard it will be to keep your children on track and motivated every day.

We encourage you to try to keep up with as much of the learning as possible. However, when you have a "ruff" day, try something different to keep you all smiling e.g. going for your daily walk, or using other learning links may help:

<https://www.bbc.co.uk/bitesize>