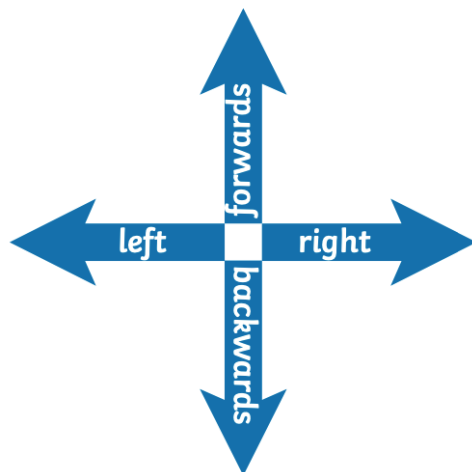
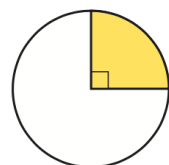




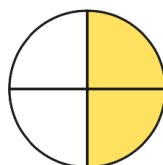
Describing
straight line
movement



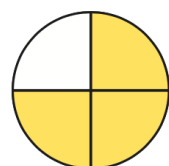
Describing
turns



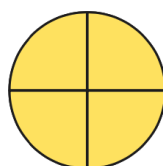
quarter turn



half turn

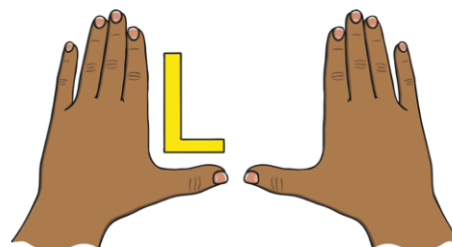


three-quarter turn



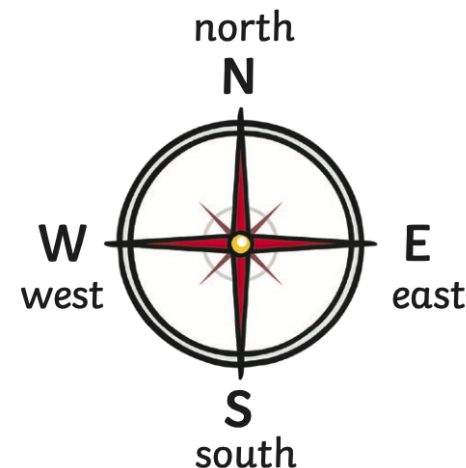
full turn

Year Two Position and Direction

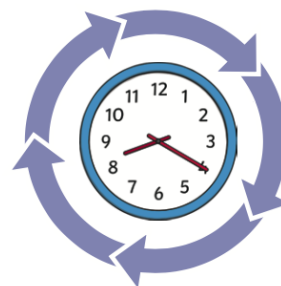


Left and Right

The hand that makes
an L shape is the
left hand.



clockwise



anticlockwise



If the turn is in the same direction as the
hand of a clock, it is **clockwise**.

If the turn is in the opposite direction to the
hand of the clock, it is **anti-clockwise**.

forwards

backwards

left

right

north

south

east

west

quarter turn

half turn

three-quarter turn

clockwise

anticlockwise

pattern

sequence