



HOW TO USE OUR KNOWLEDGE ORGANISERS

The Knowledge builds from the GREEN hexagon moving clockwise...



We will be moving towards a pre and post topic quiz so that the children can assess their own learning.

Information **[INSIDE]** the hexagons is **STATUTORY**



History



Science



Geography

We are currently providing Knowledge Organisers for all History, Geography and Science units from Year 1 to Year 6.

Example Glossary

This will always be found on the left of the Knowledge Organiser. It will have key vocabulary linked to each unit, will be in alphabetical order (ensure the children notice this) and all children should be able to use these words in context by the end of the unit.

Aerial - in the air

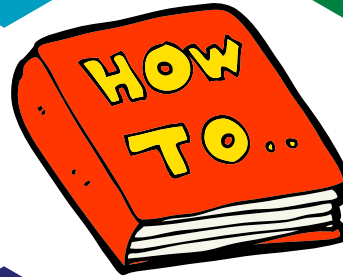
Boundary - a line which marks the limits of an area; a dividing line.

Continent - a massive area of land that includes many countries

Equator - a line that divides the Earth into the Northern and Southern Hemisphere

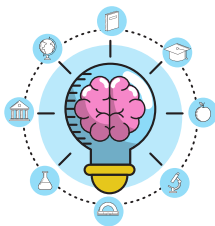
Hemisphere - half of a sphere and half of the Earth

Knowledge organisers are **NOT** a curriculum and they will never replace the teacher. It's best to think of them as tools to **HELP** teachers, and an excellent **RESOURCE** for pupils.



Information around the **OUTSIDE** is non-statutory but is information that we feel the children should learn, or at least be made aware of.


Some of this will be interesting facts about relevant ideas, people, places or theories. Some of this will be shown in diagrams or pictures.



What is a Knowledge Organiser and why are we introducing them at Coopers Lane?

Knowledge Organisers should be shared with the children at the beginning of each new unit.

A copy should be:



Stuck in each child's book in school



Sent home with every child in your class

"Knowledge organisers are a summary of the key facts and essential knowledge that pupils need about a unit of work or a curriculum subject. They should be **no more than one side of A4** with all the information broken down into easily digestible chunks. The single side of A4 is important in order to focus the minds of the teachers creating them so they only include what's absolutely crucial. It is easy for knowledge organisers to become overwhelmingly full of information which then renders them useless."

A copy will also be available on our school website:

